

Course Name: Cyber Law & Professional Ethics (3 Cr.)

Course Code: CACS401

Year/Semester: IV/VII

Class Load: 4 Hrs. / Week (Theory: 3Hrs. Tutorial: 1 Hrs.)

Course Description:

This course presents different concepts of cyber law, cybersecurity, and ethics for IT professionals and IT Organizations. This course also presents different concepts related to intellectual properties and their protections, privacy, and social networking issues.

Course Objectives:

The primary objective of this course is to provide knowledge of cyber law, cybersecurity, privacy protection, intellectual property protection, and ethics for IT professionals and IT organizations.

Course Contents:

Unit 1: An Overview of Ethics, Ethics for IT Workers and IT Users (10 Hrs.)

Ethics, Ethics in the Business World; Corporate Social Responsibility; Fostering Corporate Social Responsibility and Good Business Ethics; Improving Business Ethics; Ethical Considerations in Decision Making; Ethics in Information Technology; Managing IT Worker Relationship; Encouraging Professionalism of IT Workers – Professional Codes of Ethics, Professional Organizations, Certifications and Licensing ; Encouraging Ethical Use of IT Resources among Users

Unit 2: Cyberattacks, Cybersecurity, and Cyber Law (12 Hrs.)

Threat Landscape – Computer Incidents, Types of Exploits; CIA Security Triad – Confidentiality, Integrity, Availability, Implementing CIA at Organizational, Network, Application, and End-User Level; Response to Cyberattack - Incident Notification Protection of Evidence and Activity Logs Incident Containment Eradication Incident Follow-Up Using an MSSP, and Computer Forensics; Cyber Law; Provision of Cyber Law and Electronic Transaction Act of Nepal

Unit 3: Privacy and Freedom of Expression (10 Hrs.)

Privacy Protection and the Law - Information Privacy, Privacy Laws, Applications, and Court Rulings; Key Privacy and Anonymity Issues - Consumer Profiling, Electronic Discovery, Workplace Monitoring, Surveillance; First Amendment Rights; Freedom Expressions: Key Issues; Social Networking Ethical Issues

Unit 4: Intellectual Property (8 Hrs.)


Intellectual Property, Copyright; Patent; Trade Secrets; Intellectual Property Issues: Plagiarism, Reverse Engineering, Open Source Code, Competitive Intelligence, Trademark Infringement, and Cybersquatting

Unit 5: Ethical Decision in Software Development and Ethics of IT Organizations (8 Hrs.)


Software Quality and its Importance; Strategies for Developing Quality Software; Use of Contingent Workers; H-1B Workers; Outsourcing; Whistle-Blowing; Green Computing

Teaching Methods

The teaching faculties are expected to create environment where students can update and upgrade themselves with the current scenario of computing and information technology with



Handwritten signature



the help of topics listed in the syllabus. The general teaching pedagogy that can be followed by teaching faculties for this course includes class lectures, laboratory activity, group discussions, case studies, guest lectures, research work, project work, assignments (Theoretical and Practical), and written and verbal examinations.

Evaluation

Examination Scheme				
Internal Assessment		External Assessment		Total
Theory	Practical	Theory	Practical	
40		60	-	

Recommended Books:

1. Ethics in Information Technology, Sixth Edition, George W. Reynolds.
2. Ethics and Technology: Controversies, Questions, and Strategies for Ethical Computing, Fifth Edition, Herman T. Tavani, John Wiley and Sons, 2016.
3. Ethics for Information Age, Eighth Edition, Michael J. Quinn, Pearson.

(Signature)



Course Title: Cloud Computing (3 Cr.)

Course Code: CACS402

Year/Semester: IV/VII

Class Load: 6 Hrs. / Week (Theory: 3Hrs. Practical: 3 Hrs.)

Course Description

This course offers detailed concept, applications, principles and implementation of cloud computing. It includes introduction, Cloud Computing Architecture, Cloud Virtualization, Cloud Programming Models, Cloud security and applications. It does not entirely focus on theoretical concept but also strongly focuses on practical skill based learning.

Course objectives

The general objectives of this course are to provide theoretical as well as practical knowledge of cloud computing to make students capable of designing, implementing and managing the issues of cloud computing in their personal as well professional life.

Course Contents

Unit 1: Introduction to Cloud Computing [6 Hrs.]

- 1.1 Overview of Cloud Computing
- 1.2 Evolution of Cloud Computing
- 1.3 Characteristics of Cloud Computing
- 1.4 Types of cloud and its Cloud services
- 1.5 Benefits and challenges of cloud computing
- 1.6 Applications cloud computing
- 1.7 Cloud Storage
- 1.8 Cloud services requirements,
- 1.9 cloud and dynamic infrastructure
- 1.10 Cloud adoption

Unit 2: Cloud Computing Architecture [6 Hrs]

- 2.1 Cloud reference model
 - 2.1.1 Platform as service
 - 2.1.2 Software as a service
 - 2.1.3 Infrastructure as service
- 2.2 Cloud deployment models
 - 2.2.1 Public clouds
 - 2.2.2 Private clouds
 - 2.2.3 Community cloud
 - 2.2.4 Hybrid clouds
- 2.3 Cloud design and implementation using SOA,
- 2.4 security, trust and privacy

Unit 3: Cloud Virtualization technology [10 Hrs]

- 3.1 Overview of Virtualization techniques
- 3.2 Types of Virtualization
- 3.3 Implementation Levels of Virtualization Structures
- 3.4 virtualization benefits

Vishaya



- 3.5 server virtualization
- 3.6 hypervisor management software
- 3.7 virtual infrastructure requirements

Unit 4: MapReduce(8 Hrs)

- 4.1 Introduction to parallel computing
- 4.2 Map-reduce model
- 4.3 Applications of map reduce
- 4.4 Parallel efficiency of Map-Reduce
- 4.5. MapReduce infrastructure

Unit 5: Cloud security [6 Hrs]

- 5.1 Introduction to Security,
- 5.2 Cloud Security challenges and Risks,
- 5.3 Software-as-a-Service Security
- 5.4 Security Monitoring
- 5.5 Security Architecture Design
- 5.6 Data Security
- 5.7 Application Security
- 5.8 Virtual Machine Security
- 5.9 Identity Management and Access Control

Unit 6: Cloud platforms and applications [12 Hrs]

- 6.1 Web services
- 6.2 AppEngine
- 6.3 Azures Platform
- 6.4 Aneka
- 6.4 Open challenges
- 6.5 Scientific applications
- 6.6 Business and Consumer applications

Practical Works

1. The practical work consists of all features of cloud computing and field visit.
2. Visit the cloud service provider (cloud industries) nearby you and prepare a report based on organizational structure and technology implemented consulting with your subject teacher.

Teaching Methods

The teaching faculties are expected to create environment where students can update and upgrade themselves with the current scenario of computing and information technology with the help of topics listed in the syllabus. The general teaching pedagogy that can be followed by teaching faculties for this course includes class lectures, laboratory activity, group discussions, case studies, guest lectures, research work, project work, assignments (Theoretical and Practical), and written and verbal examinations.

मिल



Evaluation

Examination Scheme				
Internal Assessment		External Assessment		Total
Theory	Practical	Theory	Practical	
20	20 (3 Hrs.)	60 (3 Hrs.)	-	

Text Books

1. Dr. Kumar Saurabh, Cloud Computing
2. Raj Kumar Buyya, Christian Vecchiola, S. ThamaraiSelvi, Mastering Cloud Computing

Reference Books

1. David S. Linthicum, Cloud Computing and SOA Convergence in your enterprise
2. Barrie Sosinsky, Cloud Computing Bible
3. Saurabh, K. (2011). Cloud Computing – Insights into New -Era Infrastructure, Wiley India.

मिल



Course Title: Internship (3 Cr.)

Course Code: CAIN403

Year/Semester: IV/VII

Class Load:

Course Description: The internship course is practical industry experiencing course. This course is expected to provide opportunity for career exploration and development in industry. It includes applying theoretical and practical knowledge for solving real world problems while working in industry.

Course Objectives: The objective of this course is to expose and penetrate final year students into market space industry so as to acquire experience. It gives students the opportunity to enter the real world industry so that students will be pragmatic and able to start their professional career.

Course Details:

Nature of Internship:

The internship work should be related to computer applications and information technologies. The nature of work during internship should impart practical knowledge in computer system and its applications development, administration and management. The internship period should be minimum of 8 (Eight) weeks. Students should start their internship within 3 to 4 weeks of start of seventh semester. The internship can be practiced at government, non-government organizations having appropriate computer system applications and information technology usages. Generally, the internship is an individual activity however can be practiced together in groups in the host organization. However, each student must prepare and submit individual internship report on the basis of his/her work done during the internship period. Students working in group at the same organization should be able to distinguish their nature of work. Each student should be facilitated with a mentor and supervisor. Mentor from the intern providing company is assigned to guide each student during internship in the company. Supervisor from college/campus is assigned to supervise each student during internship.


Phases of Internship:

The following are the phases of internship evaluation:

1. **Proposal Submission:** Students must submit and present project proposal after 2nd week of start of the internship.
2. **Mid-Term:** Students must submit progress report and defend midterm progress of their internship work in the 12th week of the seventh semester.
3. **Final Submission:** Students must submit and orally defend the internship work during last week of the seventh semester but before final board examination. Students must have to submit the internship final report to their respective department before at least ten days of final defence date. The report should be submitted in standard format as prescribed. The hard/soft copy of report should be made available to the external expert before a week of presentation date. A viva voice will be conducted by evaluation committee.

Provision of Supervision:

V. Sharda



There should be a regular faculty of campus/college assigned as a supervisor. The role of supervisor is to guide the students throughout the internship and provide constructive suggestions. A supervisor can supervise at most five internship students in a class section.

Provision of Mentorship:

There should be a regular employee in the intern providing organization assigned as a mentor. The role of mentor is to guide the students throughout the internship period at the organization.

Evaluation Scheme:

1. **Proposal Defense** of 5% of total marks based on internship proposal and its presentation.
2. **Midterm** of 75% of total marks based on the progress of the work of internship.
3. **Final Defense** of 20% of total marks based on presentation of internship work and viva-voice.

The 5 marks of the proposal defense will be evaluated by the research c'ommittee formed by HOD/Coordinator/Supervisor as a part of proposal defense. The 75 marks of the midterm will be evaluated by the HOD/Coordinator, Supervisor and Mentor as a part of midterm defense. Out of the 75 marks, the HOD/Coordinator will evaluate for 5 marks, the supervisor will evaluate for 35 marks and the mentor examiner will evaluate for 35 marks. The marks from the mentor should be provided to the corresponding campus/college in confidential manner. The remaining 20 marks of final defense will be evaluated by the external examiner from the university.

Out of 100 marks, the 80 marks (Proposal + Midterm Evaluation) will be considered as internal assessment while the 20 marks (Final Defense) will be considered as external assessment. Each student in the internship should get passed in each of the internal and external assessments individually. Any student failing to pass each of the assessments will be considered as fail.

The evaluation committee and evaluation criteria should be as follow;

a. Evaluation committee

- Internship Supervisor
- Mentor from Intern Company
- HOD/Coordinator
- External Examiner

b. Focus of the evaluation

- Presentation skills
- Level of work done during internship
- Understanding of internship activities
- Internship report
- Viva/Question answer

Report Contents:

अवधि



1. Prescribed content flow for the internship proposal

1. Introduction
2. Problem Statement
3. Objectives
4. Description of Internship Work/Project (Expected)
5. Internship Plan (Expected)
6. Expected Outcome of Internship Activities
7. References

2. Prescribed content flow for the internship report

1. Cover & Title Page
2. Certificate Page
 - i. Mentors' Recommendation from Company
 - ii. Supervisors' Recommendation
 - iii. Examiners' Approval Letter
3. Acknowledgement
4. Abstract Page / Executive Summary
5. Table of Contents
6. List of Abbreviations, List of Figures, List of Tables, List of Abbreviations
7. Main Report
8. References
9. Bibliography (if any)
10. Appendices (Screen Shots/ Source Codes)

3. Prescribed chapters in the main report

1. Chapter 1: Introduction

- 1.1. Introduction (Introduce the project/ work done during internship)
- 1.2. Problem Statement
- 1.3. Objectives
- 1.4. Scope and Limitation
- 1.5. Report Organization

2. Chapter 2: Introduction to Organization

- 2.1. Organization Details
- 2.2. Organizational Hierarchy
- 2.3. Working Domains of Organization
- 2.4. Description of Intern Department/Unit

3. Chapter 3: Background Study and Literature Review / Related Works

- 3.1. Background Study (Description of fundamental theories, general concepts and terminologies related to the internship project)
- 3.2. Literature Review (Review of the similar projects during internship, theories and results similar the projects during internship)

4. Chapter 4: Internship Activities

- 4.1. Roles and Responsibilities
- 4.2. Weekly log (Technical Details of Activities)
- 4.3. Description of the Project(s) Involved During Internship



4.4. Tasks / Activities Performed

5. Chapter 5: Conclusion and Learning Outcomes

5.1. Conclusion

5.2. Learning Outcome

While writing above chapters students should avoid basic definitions. They should relate and contextualize the above mentioned concepts with their project work done during internship at the host organization.

Citation and Referencing

The listing of references should be listed in the references section. The references contain the list of articles, books, urls that are cited in the document. The books, articles, and others that are studied during the study but are not cited in the document can be listed in the bibliography section.

The citation and referencing standard should be APA referencing standard. The text inside the document should be cited accordingly. The APA referencing standard can be found in the web at <https://apastyle.apa.org/>

Report Format Standards

A. Page Number

The pages from certificate page to the list of tables/figures/abbreviations/approvals should be numbered in roman starting from i. The pages from chapter 1 onwards should be numbered in numeric starting from 1. The page number should be inserted at bottom, aligned center.

B. Page Size and Margin

- The paper size must be a page size corresponding to A4. The margins must be set as
Top = 1; Bottom = 1; Right = 1; Left 1.25

C. Paragraph Style

- All paragraphs must be justified and have spacing of 1.5.

D. Text Font of Document

- The contents in the document should be in Times New Roman font
- The font size in the paragraphs of document should be 12

E. Section Headings


- Font size for the headings should be 16 for chapter headings, 14 for section headings, 12 for sub-section headings. All the headings should be bold faced.

F. Figures and Tables

- Position of figures and tables should be aligned center. The figure caption should be centred below the figure and table captions should be centred above the table. All the captions should be of bold face with 12 font size.

Final Report Binding and Submission:

भिला



No of Copies: 3 (College Library + Self + Dean Office)

Look and Feel: Golden Embracing with Black Binding

A final approved signed copy of the report should be submitted to the Dean Office, Exam Section, FOHSS.

Teaching Methods:

The major teaching methods that can be followed for this course includes industry practice, class lectures, group discussions, presentations, and demonstrations.

Evaluation

Examination Scheme			
Internal Assessment		External Assessment	Total
Proposal Defence	Midterm Defence	Final Defence	
5	75	20	100

मि. वी.

प्रान्तिक परिषद्को कार्यालय
कीर्तिपुर

Elective Courses

Course Title: Image Processing (3 Cr.)

Course Code: CACS404

Year/Semester: IV/VII

Class Load: 5 Hrs. / Week (Theory: 3Hrs. Practical: 2Hrs.)

Course Description

This course presents introduction to several topics on image processing techniques and their applications. It also explores the students to real-world applications of image processing.

Course objectives

Upon completion of this course, students should be able to 1. Explain the basic concepts of digital image processing and various image transforms. 2. Develop a broad range of image processing techniques and their applications. 3. To familiarize the with the image enhancement, image restoration and image segmentation techniques.

Course Contents

	Hours
Unit 1: Fundamental of Image processing Image representation, basic relationship between pixels, elements of DIP system, elements of visual perception-simple image formation model, Sampling and Quantization, Color fundamentals and models, File Formats, Image operations. Brightness, contrast, hue, saturation, Mach band effect	8
Unit 2: Image Enhancement Image Transforms, Fourier Transform and Discrete Fourier Transform, Fast Fourier Transform. Cosine Transform, Frequency domain image enhancement, low pass filtering, high pass filtering, homomorphic filter, Gaussian filter Spatial domain image enhancement, point processing, contrast stretching, clipping and thresholding, digital negative, intensity level slicing. Histogram processing: equalization, modification, Spatial filtering – averaging, Smoothing and sharpening, median filtering, spatial low, high and band pass filters	12
Unit 3: Image Restoration: Image Restoration - Image degradation model - Noise modeling – Blur, Inverse filtering- removal of blur caused by uniform linear motion, Weiner filtering, Morphological operation, erosion and dilation,	9
Unit4: Image coding and compression Need for compression, redundancy, pixel coding, run length coding, Huffmancoding, Elements of information theory, Error free compression, Lossy compression, Image compression standards- JPEG& MPEG, wavelet based image compression.	9
Unit 5: Image segmentation and feature extraction Image Segmentation: Thresholding, Region based segmentation, edges, line and curve detection, edge operators, Image Features and Extraction ,Types	10



प्रशिक्षक परिषद्को कार्यालय
कीर्तिपुर
11

of features, feature extraction , Texture , Feature reduction algorithms,
Image classification, clustering techniques,
Case Studies in Image Security, Steganography and Digital watermarking,
Visual effects, Case studies in Medical Imaging and remote sensing.

Evaluation

Evaluation Scheme				
Internal Assessment		External Assessment		Total
Theory	Practical	Theory	Practical	100
20	20 (3 Hrs.)	60 (3 Hrs.)	-	

Laboratory Work


Laboratory work should be done covering all the topics listed above and a small project work should be carried out using the concept learnt in this course using software like matlab, python.

Text Books:

1. Gonzalez Rafael C, Digital Image Processing, Pearson Education, 2009.
2. S.Sridhar, Digital Image Processing, Oxford University Press, 2011

Reference Books:

1. Milan Sonka, Vaclav Hlavac and Roger Boyle, Image Processing, Analysis and Machine Vision, Second Edition, Thompson Learning, 2007



Course Title: Database Administration

Course Code: CACS405

Year/Semester: IV/VII

Class Load: 6 Hrs. /Week (Theory: 3Hrs, Practical 3Hrs.)

Course Description

This course provides the comprehensive knowledge about relational database management system in administrative approach to integrate in enterprise level of database in network environment which encompasses with oracle database Instances Management, database installment in network environment, implementing user role and privileges, multitenant database management, back and recovery.

Objectives: The general objectives of this course is to provide core knowledge of administrative works on relational database management system.

Unit 1 Introduction to an Oracle database 12Hrs

Overview of the Oracle Database Architecture (process, memory, storage structure), DBA roles and responsibilities, Familiar with SQL*Plus, Accepting Values at Runtime, Overview of SQL Command (DDL (Tables, Constraints, Indexes Views, Synonyms, Sequences Partitioning and Materialized Views), DML, Join and Subquery)

Unit 2 Managing Database Instances 5Hrs

Oracle Database installation, Database creation, starting up and shutting down oracle instance, Oracle Network component, communicating between Databases; Using Dynamic Performance Views, Using the Automatic Diagnostic Repository (ADR), Using the Alert Log and Trace Files, Managing Initialization Parameter Files.

Unit 3: Tablespace and Storage management

4Hrs

Working with Tablespaces and Data Files, Creating and adding tablespace and datafiles, Managing Control Files, Online Redo Logs and Archive logs; Multiplexing online redo logs and control files, database archiving.

Unit -4 Managing Users, Roles and Privileges 6Hrs

Assigning Quotas to Users, Applying the Principal of Least Privilege, Creating and Assigning Profiles, Administering User Authentication Methods, Managing Oracle Database Users, Privileges, and Roles.

Unit 5: Multitenant Database Architecture


7 Hrs

Understanding the Multitenant Architecture, Pluggable Architecture; Creating CDB; Creating Pluggable Databases (PDBs) within a CDB; Manage CDBs and PDBs, Backup and Duplicate, Manage Security in Multitenant databases

Unit-6 Configure the Oracle Network Environment 5Hrs

Overview of Network Configuration, Oracle Net Listener Configuration and Management, Oracle Net Naming Methods, Networking the Net Configuration Assistant, Configure Client Connections with Net Manager, View Listener Configuration, Start and Stop the Oracle Listener, Use TNSPING to Test Oracle Net Connectivity, Connect to the Database, Configure NetServices with Enterprise Manager

Vishaya



Unit -7:Backup and Recovery5Hrs

Backup and Recovery Concepts, Database backup, restoration and recovery, defining a backup and recovery strategy, Backup and Recovery options; Data Dump; User-Managed Backup and Recovery; Configuring RMAN; RMAN Backups, Restore and Recovery, Perform CDB and PDB flashback.

Unit-8

Automate Tasks with the Scheduler4Hrs

Introduction to the Scheduler, Access Rights, Scheduler Components and Workflow, create a Job, Job Classes, Use Time Based, Event-Based Schedules, Create an Event-Based Schedule.

Laboratory Works


Laboratory works should be done covering all the topics listed above and a small work should be carried out using the concept learnt in each unit in the group. Work should be assigned on individual basis.

Teaching Methods

The general teaching pedagogy includes class lectures, group discussions, case studies, guest lectures, research work, project work, assignments (theoretical and practical), and examinations (written and verbal), depending upon the nature of the topics. The teaching faculty will determine the choice of teaching pedagogy as per the need of the topics.

References

1. Fernandez, I. Beginning Oracle Database 12c Administration. Apress.
2. Press, O. Oracle Database 19 C: Administration Workshop vol-I/II.
3. Thomas, B. Oracle Database 12C Administration Certified Associate. Sybex.
4. Pro Oracle Database 18c Administration: Manage and Safeguard Your Organization's Data, Michelle Malcher and Darl Kuhn, Third Edition.
5. Oracle Database 12c DBA Handbook, Manage a Scalable, Secure Oracle Enterprise Database Environment, Bob Bryla.



Course Title: Network Administration (3 Cr.)

Course Code: CACS406

Year/Semester: IV/VII

Class Load: 6 Hrs. / Week (Theory: 3Hrs. Practical: 3 Hrs.)

Course Description: The course introduces the theoretical as well as practical concepts of Network Administration. The course includes concepts of work station, server and services, Network infrastructure, Implementing different network services.

Course Objectives: The objectives of this course is to make the students to design and implement enterprise level network with its services.

Course Contents:

Unit I: Introduction

[4Hrs.]

Network administrator as a Profession, Network administrator professional ethics, Recent trends in network administration.

Unit I: Work Station, Server and Services

[16Hrs.]

Workstation: Architecture design, Hardware strategies, OS installation. Servers: Hardware Strategies, Hardware Features & Specifications. Service: Requirements, Planning and Engineering, Service Launch, Disaster Recovery.

Unit II: Infrastructure

[6Hrs.]

Network Architecture, Network Operations, Datacentres Overview and Running Datacentres.

Unit III: Service Recommendation

[16Hrs.]

Server Upgrade, centralizing a service, Service Monitoring, Namespaces, Email Service, Print Services, Data Storage, Backup and Restore, Software Repository, Web Services.

Unit IV:

[6Hrs.]

Preparing procurement plan/document for enterprise level network setup

Laboratory Works:

The laboratory work includes implementation of the mentioned content in syllabus using LINUX and Windows operating system.

Teaching Methods


The major teaching methods that can be followed for this course includes class lectures, laboratory activity, group discussions, presentations and case studies.

Evaluation

Examination Scheme				
Internal Assessment		External Assessment		Total
Theory	Practical	Theory	Practical	
20	20 (3 Hrs.)	60 (3 Hrs.)	-	

Text Book:

1. The Practice of System and network administration, 3rd Edition, Thomas A. Limoncelli, Christina J. Hogan, Strata R. Chalup
2. Mastering Windows Server 2019: The complete guide for IT professionals to install and manage Windows Server 2019 and deploy new capabilities, 2nd Edition
3. Ubuntu and Centos Linux server administration, MD. Tanvir Rahman, 2019



Course Title: Software Project Management

Course Code: CACS407

Year/Semester: IV/VII

Class Load: 5 Hrs. /Week (Theory: 3Hrs, Practical: 2Hr.)

Course Description

This course provides the comprehensive knowledge about Software Project Management, which encompasses with Software Project Planning, Scheduling, Cost Estimation, Risk management, Quality management and Configuration management.

Objectives: The general objective of this course is to provide fundamental knowledge of software project management and corresponding software tool.

Unit -1

Software Project Management Concepts

8 Hrs

Introduction, Project and Software project, Software project vs other project, Importance and Problems in software project management, Process of SPM. Characteristics of good project manager, Successful Software Project Manager, Overview of Software Project Planning.

Unit-2

Software Project Scheduling

8 Hrs

Objectives of activity planning, Work breakdown structure, Network planning model: Critical path method (CPM), Program evaluation and review technique (PERT), Precedence diagramming method (PDM), Shortening project duration, Identifying critical activities. Forward pass and Backward pass

Unit -3

Software Estimation Techniques

7 Hrs

Software Effort Estimation: Problems with over and under estimations, Basis of software Estimating, Software effort estimation techniques, expert Judgment, Estimating by analogy. Bottoms-up estimating, Top-down approach and parametric models.

Unit -4

Software Evaluation and Costing

8 Hrs

Project Evaluation: Strategic Assessment, Technical Assessment, cost-benefit analysis, Cash flow forecasting, cost-benefit evaluation techniques, Risk Evaluation. Selection of Appropriate Report, Project approach: Choosing technologies, choice of process models, structured methods.

Unit -5

Risk Management

5 Hrs

Risk Identification, Planning, Evaluation and Management, Categories of Risk, Framework for dealing with risk, evaluating Risks to the schedule.

Unit -6


Software Quality Management

5 Hrs

TQM, Six Sigma, Software Quality: defining and importance software quality, ISO9126, Place of software quality in software planning.

Unit -7

V. Shetty



Software Configuration Management

7 Hrs

Concept, Requirement and Elements of SCM, Baseline, SCM Repository, Versioning and version control, SCM Process, Change Control Process. Configuration Audit and Status Reporting. Case Study: Version Control Software Tools (Git, CVS, SVN)

Laboratory Works

Laboratory works should be done covering all the topics listed above and a small work should be carried out using the concept learnt in each unit in the group. Work should be assigned on individual basis. Student may choose project Management tools like (MS Project, OpenProj, dot Project, Trello, Asana, ClickUp).


Teaching Methods

The general teaching pedagogy includes class lectures, group discussions, case studies, guest lectures, research work, project work, assignments (theoretical and practical), and examinations (written and verbal), depending upon the nature of the topics. The teaching faculty will determine the choice of teaching pedagogy as per the need of the topics.

References

1. Cotterell, B. H. (2018). Software Project Management. McGraw-Hill.
2. Dutt, S. C. (n.d.). Software Project Management. Pearson Education India.
3. A.S. Kelkar (n.d.). Software Project Management. PHI Learning.

मि



Course Title: Advanced .Net Technology (3 Cr.)

Course Code: CACS408

Year/Semester: IV/VII

Class Load: 6Hrs. /Week (Theory: 3 Hrs. Practical: 3 Hrs)

Course Description

This course provides skill to develop modern software program with graphical user interface using the language C# with ASP.net. Student will build Window-based and web-based forms, adding controls and setting properties of these controls.

Course Objective

The objective of this course is to understand the theoretical foundation as well as its practical aspects of Windows Application, ASP.NET Core web application framework and C# language features.

Course Contents

Unit 1: C# Basics

8 Hours

Introduction to .NET Architecture, Class and Object: Creating class, Interface, Creating Objects, Access Modifiers, Arrays, Inheritance, Exception Handling and Threading: try, catch, finally, throw and throws, Create multithread program, Thread lifecycle. File IO: File Stream, Stream Reader, Stream Writer, Binary Reader, Binary Writer, Serialization.

Unit 2: Windows Application

6 Hours

Windows Forms: Benefits, Window Forms Control, Properties and Event, .NET Event, MDI Forms, Form Inheritance. Dialogs, Tooltips, Resizing, Menus and Context Menus, Custom Control Creations, Handling Multiple Events, Graphics and GDI+

Unit 3: Introduction to ADO.NET

7 Hours

Benefits of ADO.NET, ADO.NET compared to classic ADO, ADO.NET architecture (Connected and Disconnected), Shared and Database-Specific Classes, Using Database connection. Working with DataSets, Managed Providers, Data Binding, Typed DataSets, Working with Data Reader, Transactions

Unit 4: ASP.NET working with Data and Security

12 Hours

Web Application Using ASP.NET, ASP.NET Architecture, Working with controls, User Interface Elements, Deployments, Web sites, Applications and Virtual Directories in IIS. Accessing Data using ADO.NET, Connecting to Data, Executing Commands, State management (Page-Level state, using Cookies to preserve state, ASP.NET Session State, Storing Object in Session State, Configuring Session State)
Validation, IIS URL Authorization, Forms Authentication and Config File encryption

Unit 5: ASP.NET AJAX and MVC

10 Hours


Introduction to ASP.NET AJAX, ASP.NET AJAX Server Control, ASP.NET AJAX Server Data, ASP.NET AJAX Client-side Libraries. Introduction ASP.NET MVC, Web Application Using MVC pattern Razor View and controller, Model

Unit 6: Hosting and Deploying ASP.NET Core Application

5 Hours

App Servers and Hosting Models: IIS, Nginx, Apache, ASP.NET Core Module, Kestrel, Docker and Containerization, Publish to Azure cloud

Vishaka



Laboratory works

The laboratory work includes writing programs covering most of the concepts of above units using C# and .NET core SDK (3.0 or above)

Teaching Methods

The teaching faculties are expected to create environment where students can update and upgrade themselves with the current scenario of computing and information technology with the help of topics listed in the syllabus. The general teaching pedagogy that can be followed by teaching faculties for this course includes class lectures, laboratory activity, group discussions, case studies, guest lectures, research work, project work, assignments (Theoretical and Practical), and written and verbal examinations.

Evaluation

Examination Scheme				
Internal Assessment		External Assessment		Total
Theory	Practical	Theory	Practical	
20	20 (3 Hrs.)	60 (3 Hrs.)	-	

Reference Books

1. Herbert Schildt, "C#: The Complete Reference", TMH
2. C# 8.0 and .NET Core 3.0 – Modern Cross-Platform Development, Fourth Edition, by Mark J. Price, 2019
3. ASP.NET Core in Action, by Andrew Lock, 2018
4. Ian Griffiths (2012), Programming C# 5.0, O'Reilly Media, Inc.
5. Sharp, J. (2013). Microsoft Visual C# 2013 step by step.
6. Albahari, J., Albahari, B., & Drayton, P. (2012). *C# 5.0 in a nutshell* (5th ed). Beijing ; Sebastopol: O'Reilly.



Course Title: E-Governance (3 Cr.)

Course Code: CACS409

Year/Semester: IV/VII

Class Load: 4Hrs. /Week (Theory: 3 Hrs. Tutorial: 1 Hrs)

Course Description:

This course familiarizes students with different concepts of E-Governance, different E-Governance models and infrastructure development, use of data warehousing and data mining for e-governance, and different case studies of different countries.

Course Objectives:

- To develop knowledge of e-governance
- To know different e-governance models and infrastructure development
- To know to use concepts of data warehousing and mining in e-governance

Course Contents:

Unit 1: Introduction (6 Hrs.)

E-Governance – An Overview; Why E-Governance; Issues in E-Governance Applications and the Digital Divide; Evolution of E-Governance, its Scope and Content; Present Global Trends of Growth in E-Governance; E-Governance Applications; E-Governance Initiatives in Nepal

Unit 2: E-Governance Models (12 Hrs.)

Introduction; Models of Digital Governance – Broadcasting/Wider Dissemination Model, Critical Flow Model, Comparative Analysis Model, Mobilization and Lobbying Model, Interactive Service Model/Government-to-Citizen-to-Government Model (G2C2G); Evolution in E-Governance and Maturity Models – Five Maturity Levels; Characteristics of Maturity Levels; Key Focus Areas; Towards Good Governance through E-Governance Models

Unit 3: E-Governance Infrastructure, Stages in Evaluation and Strategies for Success (8 Hrs.)

E-readiness - Data System Infrastructure, Legal Infrastructural Preparedness, Institutional Infrastructural Preparedness, Human Infrastructural Preparedness, Technological Infrastructural Preparedness; Evolutionary Stages in E-Governance

Unit 4: Applications of Data Warehousing and Data Mining in Government (6 Hrs.)

Introduction; National Data Warehouses - Census Data, Prices of Essential Commodities; Other Areas for Data Warehousing and Data Mining – Agriculture, Rural Development, Health, Planning, Education, Commerce and Trade, Other Sectors

Unit 5: CASE Studies (16 Hrs.)

Nepal (E-Governance Master Plan of Nepal; E-Governance in Local Government of Nepal; Nagarik App)

India (NICNET – Role of Nationwide Networking in E-Governance; Collectorate 2000; Computer-aided Administration of Registration Department (CARD); Smart Nagarpalika – Computerization of Urban Local Bodies (Municipalities); National Reservoir Level and Capacity Monitoring System; Computerization in Andhra Pradesh State Trading Corporation; Ekal Seva Kendra; Sachivalaya Vahini or E-Governance Secretariat; Bhoomi: IT in Indian Judiciary; E-Khazana for Government Treasury, Andhra Pradesh; E-Governance in the Offices of Director General for Foreign Trade (DGFT); PRAJA – Rural e-Seva; E-Seva, A New

Paradigm in Citizen Services; E-Panchayat (Electronic Knowledge Based Panchayat); General Information Services of National Informatics Centre)

Other Countries (E-Governance initiative in USA; E-Governance Case Study in China – Beijing Business E-Park; Brazil's Poupateempo or 'Time Saver' Centres; Sri Lanka – Kothamale Community Radio Internet Project)

Recommended Books:

4. E-Governance: Concepts and Case Studies, C.S.R. Prabhu, Second Edition, PHI Learning, 2012.
5. Strategic Planning and Implementation of E-Governance, P.K.Suri and Sushil, Springer, 2019.
6. A Study of the Practice of E-governance in the Developing Countries: A Qualitative Approach In Measuring The Maturity of E-government, Kazi Hassan Robin and Md. Mahmudul Hasan Rafee, 2012.
7. Implementing and managing e-Government, Richard Heeks, 2006.

Teaching Methods:

The teaching faculties are expected to create environment where students can update and upgrade themselves with the current scenario of computing and information technology with the help of topics listed in the syllabus. The general teaching pedagogy that can be followed by teaching faculties for this course includes class lectures, tutorials, group discussions, case studies, guest lectures, research work, project work, assignments (Theoretical and Practical), and written and verbal examinations.

Evaluation

Examination Scheme				
Internal Assessment		External Assessment		Total
Theory	Practical	Theory	Practical	
20	20 (3 Hrs.)	60 (3 Hrs.)	-	

अल
प्रसिद्ध
परिषद्को कार्यालय
कीर्तिपुर

Course Name: Artificial Intelligence (3 Cr.)

Course Code: CACS410

Year/Semester: IV/VII

Class Load: 5 Hrs. / Week (Theory: 3Hrs. Practical: 2 Hrs.)

Course Description: The course introduces basics of artificial intelligent. It covers fundamental concepts artificial intelligence, problem solving, knowledge representation, neural networks, machine learning, natural language processing, machine vision and expert systems.

Objective:

The objective of this course is to introduce the basic principles, techniques, and applications of Artificial Intelligence. Upon the completion students will be able to:

- Gain fundamental concepts of principles of AI toward problem solving, inference, perception, knowledge representation, and learning.
- Investigate applications of AI techniques in expert systems, artificial neural networks and other machine learning models.

Course Contents:

UNIT 1: INTRODUCTION

[6 Hrs.]

- 1.1 Intelligence, Intelligent behavior, Artificial Intelligence, Understanding AI based on thought process and behavior, Hard vs. Strong AI, Soft vs. Weak AI
- 1.2 Foundations of AI
- 1.3 Applications of AI
- 1.4 Intelligent Agents: Introduction of agents, Structure of Intelligent agent, Properties of Intelligent Agents, PEAS description of Agents, Types of Agents: Simple Reflexive, Model Based, Goal Based, Utility Based, Learning agent, Environment Types: Deterministic, Stochastic, Static, Dynamic, Observable, Semi-observable, Single Agent, Multi Agent

UNIT 2: PROBLEM SOLVING METHODS

[12Hrs.]

- 2.1 Definition of a Problem, Problem as a state space representation, Problem formulation, Well-defined problems, Constraint satisfaction problem, Water jug problem, N-Queen problem, Cryptarithmic problem, Graph coloring problem
- 2.2 Problem solving by searching, types of searching, Measuring problem solving performance, General State Space Search
- 2.3 Uninformed: Breadth-First Search, Depth-First Search, Depth-Limited Search, Iterative Deepening depth first Search, Bidirectional Search, Using uninformed search techniques for solving N-Queens Problem, Puzzle problem etc.
- 2.4 Informed search: Greedy Best-First Search, A* Search, Optimality of A*, Local search: Hill Climbing, Simulated Annealing, Using informed search techniques for solving N-Queens Problem, Puzzle problem etc.

V. Chaps.



PCET
प्राज्ञिक परिषदको कार्यालय

- 2.5 Game Playing, Optimal Decisions in Games, Alpha – Beta Pruning, Minimax Algorithm, Tic-Tac –Toe Problem, Stochastic Games

UNIT 3: KNOWLEDGE REPRESENTATION AND REASONING[15Hrs.]

- 3.1 Definition and importance of Knowledge, Issues in Knowledge Representation, Knowledge Representation Systems, Properties of Knowledge Representation Systems, Types of Knowledge, The Role of Knowledge
- 3.2 Knowledge representation techniques: Rule Based, Semantic Nets, Frames, Logic based
- 3.3 Propositional Logic, Syntax and Semantic of propositional logic, Proof by Resolution, Conjunctive Normal Form (CNF), Resolution Algorithm, Limitations of Propositional Logic, Forward and Backward Chaining
- 3.4 Predicate Logic, FOPL, Syntax, Semantics, Quantification, horn clauses, Inference with FOPL: By converting into PL (Existential and universal instantiation), Rules of inference, Unification and lifting, CNF for FOPL, Inference using resolution, Resolution Refutation System (RRS)
- 3.5 Handling Uncertain Knowledge, Random Variables, Prior and Posterior Probability, Inference using Full Joint Distribution, Bayes' Rule and its use, Bayesian Networks, Reasoning in Bayesian Networks

UNIT 4: LEARNING

[4 Hrs.]

- 4.1 Concepts of machine learning
- 4.2 Rote learning, learning by analogy, inductive learning, Explanation based learning, Supervised and unsupervised learning, learning by evolution (genetic algorithm)


UNIT 5: NEURAL NETWORKS AND NATURAL LANGUAGE PROCESSING [7Hrs.]

- 5.1 Introduction to artificial neural network, Mathematical model of neural network, types of neural network: feed-forward, feed-back, Gate realization using neural network, Learning in neural networks: Back propagation algorithm, Hopfield network, Boltzmann machines
- 5.2 Concepts of natural language understanding and natural language generation, Steps in natural language processing, Syntax analysis, Semantic analysis, Pragmatic analysis

UNIT 6: EXPERT SYSTEM AND MACHINE VISION

[4 Hrs.]

- 6.1 Expert System, Architecture of an expert system, Stages of expert systems development.
- 6.2 Concept of Machine Vision. Steps of machine vision, application of machine vision



Laboratory work:

Laboratory exercises can be conducted in LISP, PROLOG or any other high level programming language. Laboratory exercises must cover the concepts of rule based intelligent agents, inference and reasoning, search techniques, neural networks, etc. for solving practical problems.

Reference Books:

1. Stuart Russel and Peter Norvig, Artificial Intelligence A Modern Approach, Pearson
2. E. Rich, K. Knight, Shivashankar B. Nair, Artificial Intelligence, Tata McGraw Hill.
3. George F. Luger, Artificial Intelligence: Structures and Strategies for Complex Problem Solving, Benjamin/Cummings Publication
4. D. W. Patterson, Artificial Intelligence and Expert Systems, Prentice Hall.
5. P. H. Winston, Artificial Intelligence, Addison Wesley.

